

National Housing Construction Index



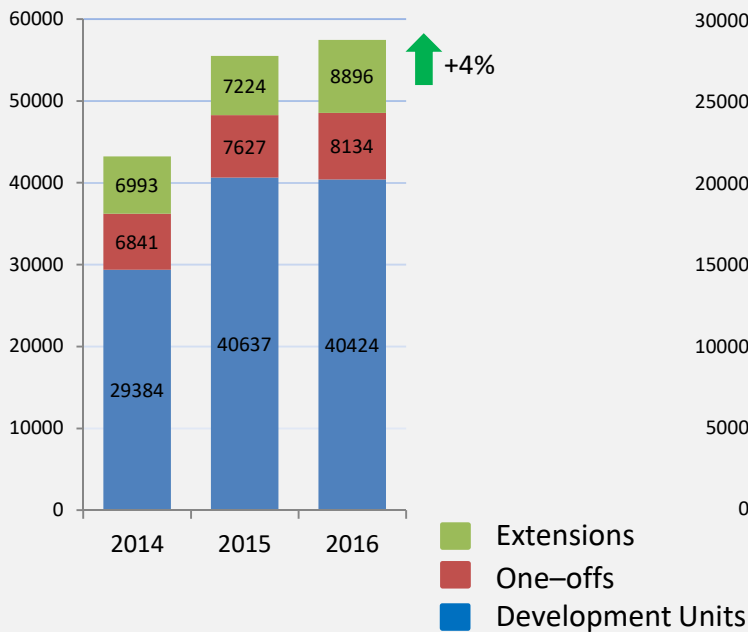
BuildingInfo

December 2016

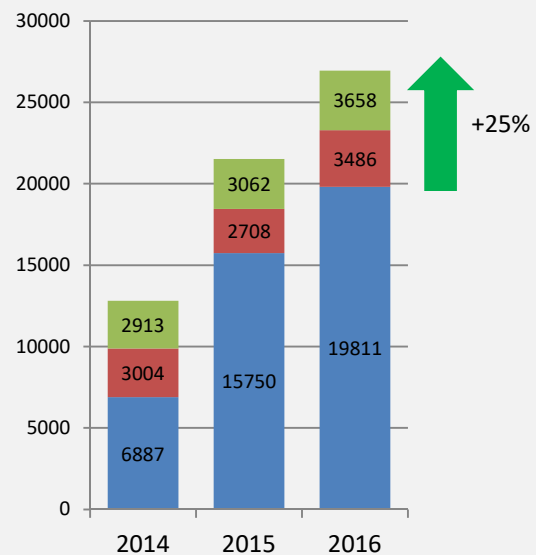
The **National Housing Construction Index** has been compiled from data gathered and posted on the www.buildinginfo.com website. Building Information Ireland analyse and classify all planning applications and commencement notices as provided by local authorities.

The **National Housing Construction Index** by Building Information Ireland indicates current and future housing construction activity on national, regional and local level. Two key sets of data are used. The first, planning applications are a measure of sentiment and a measure of potential future activity. The second, commencement notices are a real time barometer of actual housing construction activity.

Applications



Commencements



Key Findings: Applications are up +4% nationally when compared to 2015 with 12 counties showing an increase over last year. However the number of residential development units applied for is slightly down.

Commencements: Commencements are up +25% when compared to 2015. The number of residential development units commenced is up 4061 .

National Housing Construction Index



Applications by County						
County	2014	2015	2016	2015 vs 2016		
				diff	%	
Louth	1365	2997	1603	-1394	-47%	
Sligo	228	384	226	-158	-41%	
Meath	3040	4091	2738	-1353	-33%	
Tipperary	913	1070	751	-319	-30%	
Limerick	1974	1776	1302	-474	-27%	
Roscommon	315	409	301	-108	-26%	
Galway	2069	2078	1796	-282	-14%	
Mayo	698	1212	1087	-125	-10%	
Carlow	712	588	538	-50	-9%	
Clare	1323	971	895	-76	-8%	
Monaghan	395	386	359	-27	-7%	
Dublin	14900	23082	22511	-571	-2%	
Waterford	583	1046	1029	-17	-2%	
Cork	5491	5137	5672	535	10%	
Donegal	1144	1568	1804	236	15%	
Cavan	267	274	359	85	31%	
Offaly	210	216	295	79	36%	
Longford	521	125	177	52	41%	
Wicklow	1931	2101	3015	914	43%	
Kerry	601	703	1016	313	45%	
Leitrim	72	77	112	35	46%	
Wexford	594	1008	1532	524	52%	
Laois	335	480	927	447	93%	
Kilkenny	350	468	907	439	94%	
Kildare	2812	2992	5850	2858	96%	
Westmeath	375	249	654	405	163%	
Total	43218	55488	57454	1966	4%	

National Housing Construction Index



BuildingInfo

December 2016

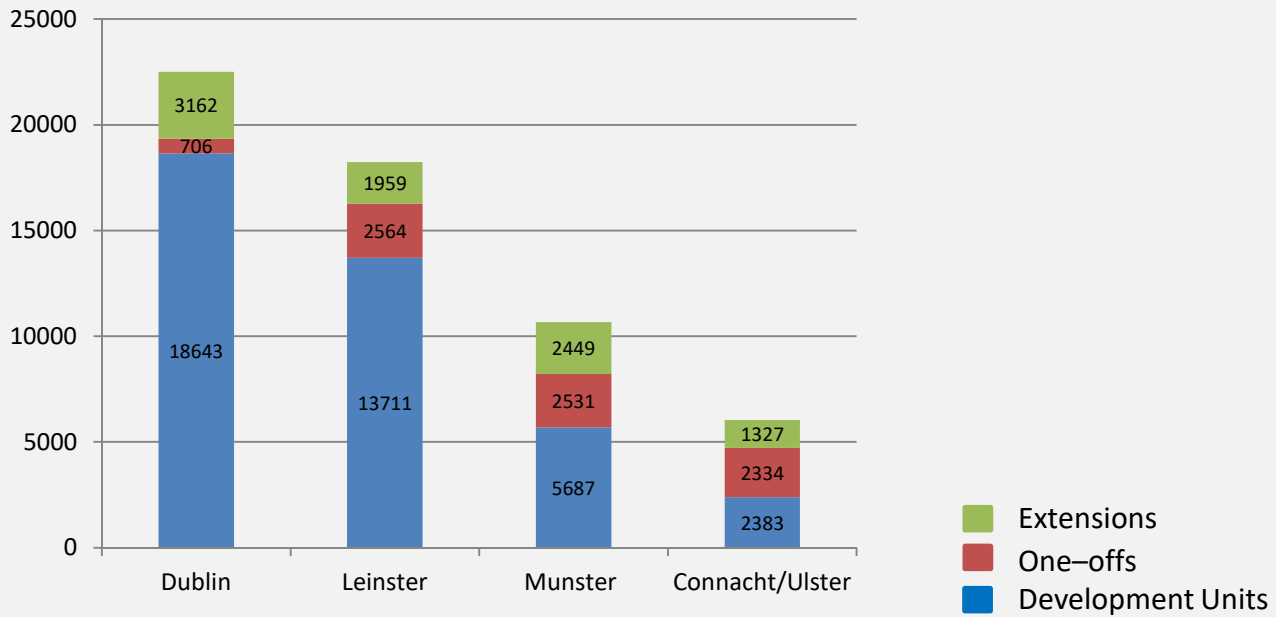
Commencements by County					
				2015 vs 2016	
County	2014	2015	2016	diff	%
Cavan	213	214	125	-89	-41%
Tipperary	556	421	285	-136	-32%
Waterford	192	429	358	-71	-16%
Leitrim	37	41	34	-7	-16%
Sligo	397	189	160	-29	-15%
Galway	465	800	700	-100	-12%
Kerry	237	431	379	-52	-12%
Offaly	82	119	106	-13	-11%
Louth	392	1413	1355	-58	-4%
Meath	1024	1690	1626	-64	-4%
Carlow	87	98	114	16	17%
Wexford	246	460	539	79	17%
Dublin	4716	9238	10966	1728	19%
Westmeath	94	92	114	22	24%
Mayo	233	205	300	95	46%
Cork	982	2069	3057	988	48%
Donegal	343	303	470	167	55%
Kildare	856	1483	2326	843	57%
Wicklow	489	629	1059	430	68%
Kilkenny	150	170	305	135	79%
Clare	250	188	351	163	87%
Monaghan	118	105	199	94	90%
Longford	34	24	47	23	97%
Laois	91	224	490	266	119%
Roscommon	104	56	166	110	197%
Limerick	416	429	1322	893	208%
Total	12804	21520	26956	5436	25%



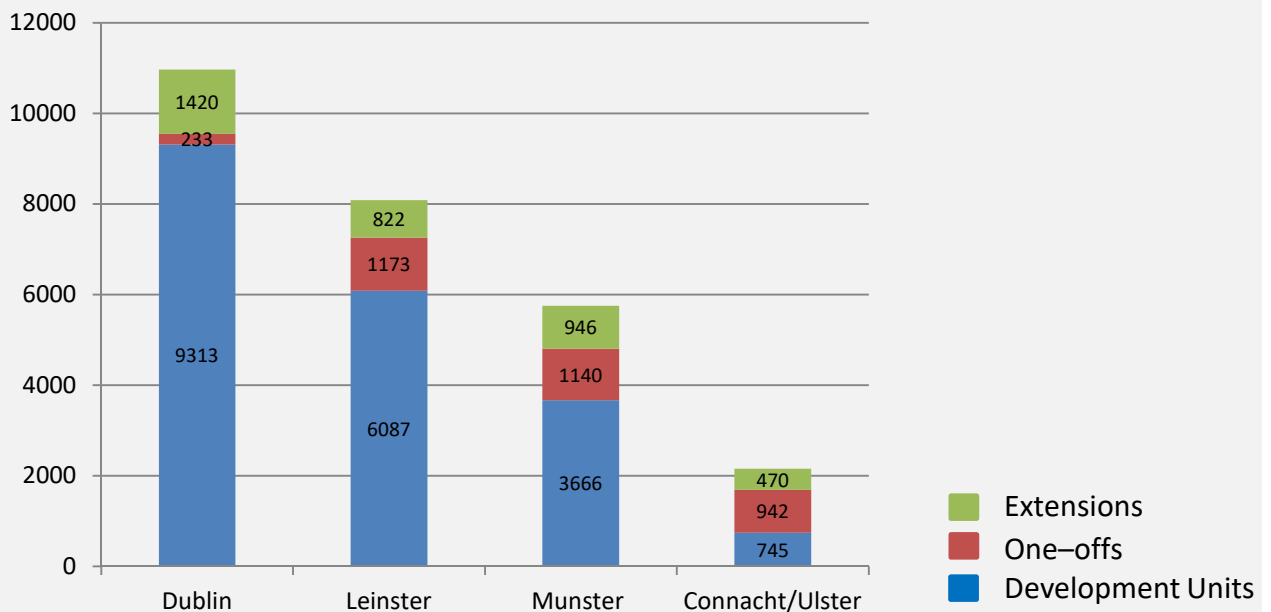
National Housing Construction Index



Applications by region



Commencements by region



National Housing Construction Index



BuildingInfo

December 2016

Methodology:

The sources of data for the Index are planning applications and commencement notices as provided by local authorities under the planning and development act 2000 and the building control (amended) regulations, 2013. It should be noted that under Planning and Development act 2000 some categories of building are exempted from planning permission for example, some extensions under 40sq mts, are not included in the index. Non "construction activity" related applications such as fire certificates, retentions, extension of duration etc..... have been excluded from the index. This index focuses on "housing based" construction activity only i.e. house construction, house extensions and residential developments.

Disclaimer – Link2Plans

The **National Housing Construction Index** is prepared from information that is provided by local authorities under planning and building control regulations. We believe that the index is collated with care from data available at the time of publishing, but we do not make any statement as to its accuracy or completeness. We reserve the right to vary our methodology and to edit or discontinue the indices, or analysis at any time. Persons seeking to place reliance on any information contained in this index for their own or third party commercial purposes do so at their own risk.



ABOUT THE AUTHOR: Danny O'Shea is Managing Director & Co-Founder of Link2Plans. Established in 2010 Link2Plans is the portal for every current planning application, approval and commencement in the country. Previously Danny was Managing Director at Riverside Manufacturing (Ireland). Danny holds a Diploma in Computing (1986) and an MBA from DKIT (2006) and has been involved in systems development, management, innovation and online development for the past 25 years.